

VRF Outdoor Units

8,10,12HP : AJYA72GALH / AJYA90GALH / AJY108GALH
 14,16HP : AJY126GALH / AJY144GALH



8, 10, 12 HP

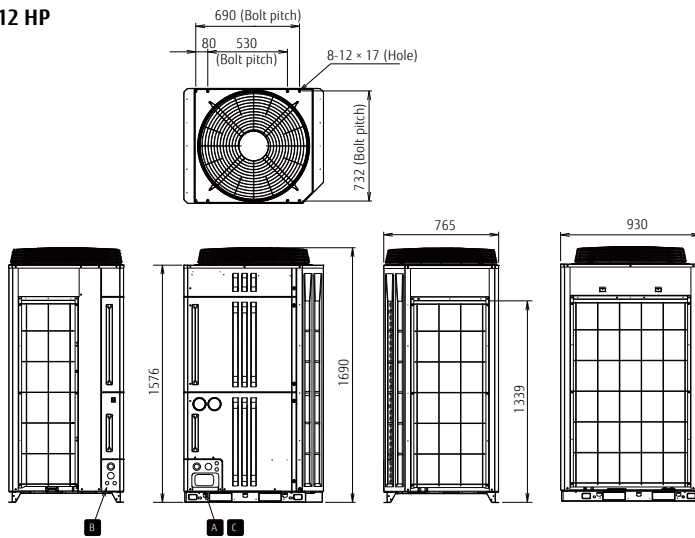


14, 16 HP

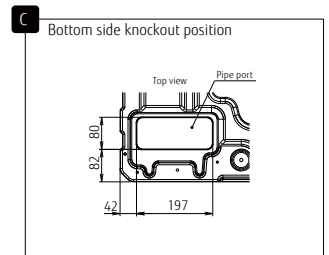
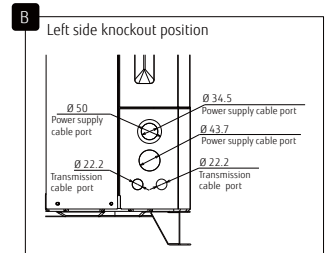
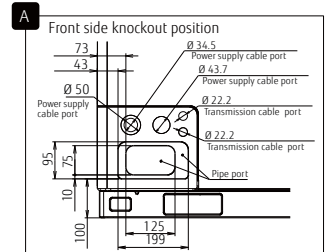
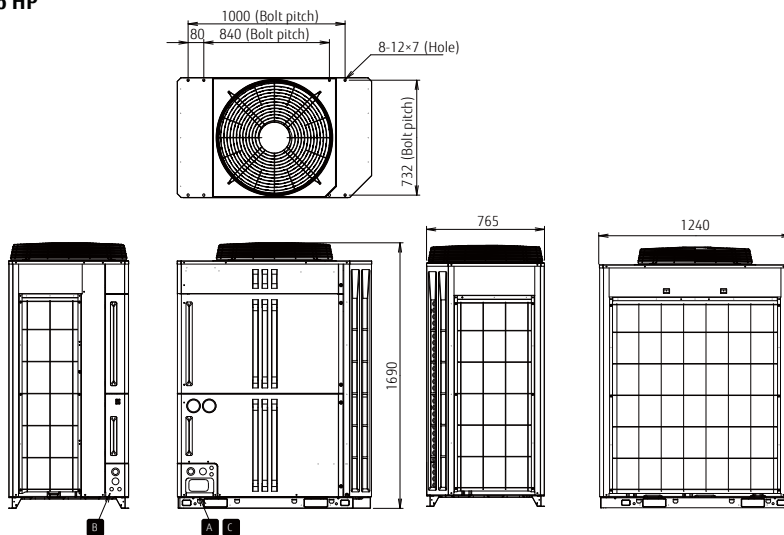
Airstage VR-II Range

Dimensions

8, 10, 12 HP







14, 16 HP









Specifications

Space Saving Combination

Rating Capacity range		HP	8	10	12	14	16	18	20	22	24
											
Set Model name			AJYA72GALH	AJYA90GALH	AJY108GALH	AJY126GALH	AJY144GALH	AJY162GALH	AJY180GALH	AJY198GALH	AJY216GALH
Unit 1			AJYA72GALH	AJYA90GALH	AJY108GALH	AJY126GALH	AJY144GALH	AJYA90GALH	AJYA90GALH	AJY108GALH	AJY108GALH
Unit 2								AJYA72GALH	AJYA90GALH	AJYA90GALH	AJY108GALH
Unit 3										AJYA90GALH	AJY108GALH
Maximum Connectable Indoor Unit*1			15	16	17	21	24	27	30	32	35
Indoor unit connectable capacity		kW	11.2-33.6	14.0-42.0	16.8-50.2	20.0-60.0	22.5-67.5	25.2-75.6	28.0-84.0	30.8-92.2	33.5-100.5
Power source			3-phase 4 wire , 400 V, 50Hz								
Capacity	Cooling	kW	22.4	28.0	33.5	40.0	45.0	50.4	56.0	61.5	67.0
	Heating	kW	25.0	31.5	37.5	45.0	50.0	56.5	63.0	69.0	75.0
Input power	Cooling	kW	5.45	7.11	9.75	11.34	13.61	12.56	14.22	16.86	19.50
	Heating	kW	5.70	7.33	9.62	10.90	12.77	13.03	14.66	16.95	19.24
EER	Cooling	W/W	4.11	3.94	3.44	3.53	3.31	4.01	3.94	3.65	3.44
COP	Heating	W/W	4.39	4.30	3.90	4.13	3.92	4.34	4.30	4.07	3.90
Air flow late		m³/h	11,100	11,100	11,100	13,000	13,000	11,100×2	11,100×2	11,100×2	11,100×2
Sound pressure level*2/ Power Level	Cooling	dB(A)	56 / 77	58 / 79	59 / 80	60 / 81	61 / 82	60 / 81	61 / 82	62 / 83	62 / 83
	Heating	dB(A)	58 / 80	59 / 81	61 / 83	61 / 83	61 / 83	62 / 84	62 / 84	63 / 85	64 / 86
Maximum external static pressure		Pa	80	80	80	80	80	80	80	80	80
Compressor motor output		kW	7.5	7.5	7.5	11.0	11.0	7.5×2	7.5×2	7.5×2	7.5×2
Min Recc MCB		AMP	20	25	25	40	40	25 + 20	25 + 25	25 + 25	25 + 25
Dimensions	Height	mm	1,690	1,690	1,690	1,690	1,690	1,690	1,690	1,690	1,690
	Width	mm	930	930	930	1,240	1,240	930×2	930×2	930×2	930×2
	Depth	mm	765	765	765	765	765	765	765	765	765
Weight		kg	262	262	262	286	286	262×2	262×2	262×2	262×2
Refrigerant charge		kg	11.8	11.8	11.8	11.8	11.8	11.8×2	11.8×2	11.8×2	11.8×2
Connection pipe diameter	Liquid	mm	12.70	12.70	12.70	12.70	12.70	15.88	15.88	15.88	15.88
	Discharge Gas	mm	15.88	19.05	19.05	22.22	22.22	22.22	22.22	28.58	28.58
	Suction Gas	mm	22.22	22.22	28.58	28.58	28.58	28.58	28.58	34.92	34.92
Operation range	Cooling	*CDB	-10 to 46	-10 to 46	-10 to 46	-10 to 46	-10 to 46	-10 to 46	-10 to 46	-10 to 46	-10 to 46
	Heating	*CDB	-20 to 21	-20 to 21	-20 to 21	-20 to 21	-20 to 21	-20 to 21	-20 to 21	-20 to 21	-20 to 21
	Cooling/Heating	*CDB	-10 to 21	-10 to 21	-10 to 21	-10 to 21	-10 to 21	-10 to 21	-10 to 21	-10 to 21	-10 to 21








Energy Efficiency Combination





Rating Capacity range		HP	16	22	24	26	28	30
								
Set Model name			AJY144GALHH	AJY198GALHH	AJY216GALHH	AJY234GALHH	AJY252GALHH	AJY270GALHH
Unit 1			AJYA72GALH	AJY126GALH	AJYA72GALH	AJYA90GALH	AJYA90GALH	AJYA90GALH
Unit 2			AJYA72GALH	AJYA72GALH	AJYA72GALH	AJYA72GALH	AJYA90GALH	AJYA90GALH
Unit 3					AJYA72GALH	AJYA72GALH	AJYA72GALH	AJYA90GALH
Maximum Connectable Indoor Unit*1			24	33	36	39	42	45
Indoor unit connectable capacity		kW	22.4-67.2	31.2-93.6	33.6-100.8	36.4-109.2	39.2-117.6	42.0-126.0
Power source			3-phase 4 wire , 400 V, 50Hz					
Capacity	Cooling	kW	44.8	62.4	67.2	72.8	78.4	84.0
	Heating	kW	50.0	70.0	75.0	81.5	88.0	94.5
Input power	Cooling	kW	10.90	16.79	16.35	18.01	19.67	21.33
	Heating	kW	11.40	16.60	17.10	18.73	20.36	21.99
EER	Cooling	W/W	4.11	3.72	4.11	4.04	3.99	3.94
COP	Heating	W/W	4.39	4.22	4.39	4.35	4.32	4.30
Air flow late		m³/h	11,100×2	13,000+11,100	11,100×3	11,100×3	11,100×3	11,100×3
Sound pressure level*2/ Power Level	Cooling	dB(A)	59 / 80	61 / 82	61 / 82	62 / 83	62 / 83	63 / 84
	Heating	dB(A)	61 / 83	63 / 85	63 / 85	63 / 85	63 / 85	64 / 86
Maximum external static pressure		Pa	80	80	80	80	80	80
Compressor motor output		kW	7.5×2	11.0+7.5	7.5×3	7.5×3	7.5×3	7.5×3
Min Recc MCB		AMP	20 + 20	40 + 20	20 + 20 + 20	20 + 20 + 20	25 + 25 + 20	25 + 25 + 25
Dimensions	Height	mm	1,690	1,690	1,690	1,690	1,690	1,690
	Width	mm	930×2	1,240+930	930×3	930×3	930×3	930×3
	Depth	mm	765	765	765	765	765	765
Weight		kg	262×2	286+262	262×3	262×3	262×3	262×3
Refrigerant charge		kg	11.8×2	11.8×2	11.8×3	11.8×3	11.8×3	11.8×3
Connection pipe diameter	Liquid	mm	12.70	15.88	15.88	15.88	15.88	19.05
	Discharge Gas	mm	22.22	28.58	28.58	28.58	28.58	28.58
	Suction Gas	mm	28.58	34.92	34.92	34.92	34.92	34.92
Operation range	Cooling	*CDB	-10 to 46	-10 to 46	-10 to 46	-10 to 46	-10 to 46	-10 to 46
	Heating	*CDB	-20 to 21	-20 to 21	-20 to 21	-20 to 21	-20 to 21	-20 to 21
	Cooling/Heating	*CDB	-10 to 21	-10 to 21	-10 to 21	-10 to 21	-10 to 21	-10 to 21

Note : Specifications are based on the following conditions.
 Cooling : Indoor temperature of 27°CDB / 19°CWB, and outdoor temperature of 35°CDB / 24°CWB.
 Heating : Indoor temperature of 20°CDB / (15°CWB), and outdoor temperature of 7°CDB / 6°CWB.

Pipe length : 7.5 m; Height difference between outdoor unit and indoor unit : 0 m.
 When cooling operation will be conducted at outdoor air temperature below -5°C,
 the outdoor unit must be installed in a position that is higher than or equal to those of indoor units.

Specifications

26	28	30	32	34	36	38	40	42	44	46	48
											
AJY234GALH	AJY252GALH	AJY270GALH	AJY288GALH	AJY306GALH	AJY324GALH	AJY342GALH	AJY360GALH	AJY378GALH	AJY396GALH	AJY414GALH	AJY432GALH
AJY144GALH AJYA90GALH	AJY144GALH AJY108GALH	AJY144GALH AJY126GALH	AJY144GALH AJY144GALH	AJY108GALH AJY108GALH AJYA90GALH	AJY108GALH AJY108GALH AJY108GALH	AJY144GALH AJY108GALH AJYA90GALH	AJY144GALH AJY108GALH AJY108GALH	AJY144GALH AJY144GALH AJYA90GALH	AJY144GALH AJY144GALH AJY108GALH	AJY144GALH AJY144GALH AJY126GALH	AJY144GALH AJY144GALH AJY144GALH
39	42	45	48	50	53	57	60	63	64	64	64
36.5-109.5	39.3-117.7	42.5-127.5	45.0-135.0	47.5-142.5	50.3-150.7	53.3-159.7	56.0-168.0	59.0-177.0	61.8-185.2	65.0-195.0	67.5-202.5
3-phase 4 wire , 400 V, 50Hz											
73.0	78.5	85.0	90.0	95.0	100.5	106.5	112.0	118.0	123.5	130.0	135.0
81.5	87.5	95.0	100.0	106.5	112.5	119.0	125.0	131.5	137.5	145.0	150.0
20.72	23.36	24.95	27.22	26.61	29.25	30.47	33.11	34.33	36.97	38.56	40.83
20.10	22.39	23.67	25.54	26.57	28.86	29.72	32.01	32.87	35.16	36.44	38.31
3.52	3.36	3.41	3.31	3.57	3.44	3.50	3.38	3.44	3.34	3.37	3.31
4.05	3.91	4.01	3.92	4.01	3.90	4.00	3.91	4.00	3.91	3.98	3.92
13,000+11,100	13,000+11,100	13,000×2	13,000×2	11,100×3	11,100×3	13,000+11,100×2	13,000+11,100×2	13,000×2+11,100	13,000×2+11,100	13,000×3	13,000×3
63 / 84	63 / 84	64 / 84.5	64 / 85	63 / 85	64 / 85	64 / 85	65 / 85.5	65 / 86	65 / 86	65 / 86	66 / 87
63 / 85	64 / 86	64 / 86	64 / 86	65 / 87.2	65 / 87	65 / 87	66 / 87.7	65 / 87	66 / 88	66 / 88	66 / 88
80	80	80	80	80	80	80	80	80	80	80	80
11.0+7.5	11.0+7.5	11.0×2	11.0×2	7.5×3	7.5×3	11.0+7.5×2	11.0+7.5×2	11.0×2+7.5	11.0×2+7.5	11.0×3	11.0×3
25 + 40	40 + 25	40 + 40	40 + 40	25 + 25 + 25	25 + 25 + 25	40 + 25 + 25	40 + 25 + 25	40 + 40 + 25	40+40+25	40 + 40 + 40	40 + 40 + 40
1,690	1,690	1,690	1,690	1,690	1,690	1,690	1,690	1,690	1,690	1,690	1,690
1,240+930	1,240+930	1,240×2	1,240×2	930×3	930×3	1,240+930×2	1,240+930×2	1,240×2+930	1,240×2+930	1,240×3	1,240×3
765	765	765	765	765	765	765	765	765	765	765	765
286+262	286+262	286×2	286×2	286×3	286×3	286+262×2	286+262×2	286×2+262	286×2+262	286×3	286×3
11.8×2	11.8×2	11.8×2	11.8×2	11.8×3	11.8×3	11.8×3	11.8×3	11.8×3	11.8×3	11.8×3	11.8×3
15.88	15.88	19.05	19.05	19.05	19.05	19.05	19.05	19.05	19.05	19.05	19.05
28.58	28.58	28.58	28.58	28.58	28.58	34.92	34.92	34.92	34.92	34.92	34.92
34.92	34.92	34.92	34.92	34.92	41.27	41.27	41.27	41.27	41.27	41.27	41.27
-10 to 46	-10 to 46	-10 to 46	-10 to 46	-10 to 46	-10 to 46	-10 to 46	-10 to 46	-10 to 46	-10 to 46	-10 to 46	-10 to 46
-20 to 21	-20 to 21	-20 to 21	-20 to 21	-20 to 21	-20 to 21	-20 to 21	-20 to 21	-20 to 21	-20 to 21	-20 to 21	-20 to 21
-10 to 21	-10 to 21	-10 to 21	-10 to 21	-10 to 21	-10 to 21	-10 to 21	-10 to 21	-10 to 21	-10 to 21	-10 to 21	-10 to 21


32	34	36	38	40	42	44
						
AJY288GALHH	AJY306GALHH	AJY324GALHH	AJY342GALHH	AJY360GALHH	AJY378GALHH	AJY396GALHH
AJY126GALH AJYA90GALH AJYA72GALH	AJY126GALH AJYA90GALH AJYA90GALH	AJY126GALH AJY126GALH AJYA72GALH	AJY126GALH AJY126GALH AJYA90GALH	AJY144GALH AJY126GALH AJYA90GALH	AJY126GALH AJY126GALH AJY126GALH	AJY144GALH AJY126GALH AJY126GALH
48	51	54	57	60	64	64
45.2-135.6	48.0-144.0	51.2-153.6	54.0-162.0	56.5-169.5	60.0-180.0	62.5-187.5
3-phase 4 wire , 400 V, 50Hz						
90.4	96.0	102.4	108.0	113.0	120.0	125.0
101.5	108.0	115.0	121.5	126.5	135.0	140.0
23.90	25.56	28.13	29.79	32.06	34.02	36.29
23.93	25.56	27.50	29.13	31.00	32.70	34.57
3.78	3.76	3.64	3.63	3.52	3.53	3.44
4.24	4.23	4.18	4.17	4.08	4.13	4.05
13,000+11,100×2	13,000+11,100×2	13,000×2+11,100	13,000×2+11,100	13,000×2+11,100	13,000×3	13,000×3
63 / 84	64 / 85	64 / 85	64 / 86	65 / 86	65 / 86	65 / 86
64 / 86	65 / 87	65 / 87	65 / 87	65 / 87	66 / 88	66 / 88
80	80	80	80	80	80	80
11.0+7.5×2	11.0+7.5×2	11.0×2+7.5	11.0×2+7.5	11.0×2+7.5	11.0×3	11.0×3
40 + 25 + 20	40 + 25 + 25	40 + 40 + 20	40 + 40 + 25	40 + 40 + 25	40 + 40 + 40	40 + 40 + 40
1,690	1,690	1,690	1,690	1,690	1,690	1,690
1,240+930×2	1,240+930×2	1,240×2+930	1,240×2+930	1,240×2+930	1,240×3	1,240×3
765	765	765	765	765	765	765
286+262×2	286+262×2	286×2+262	286×2+262	286×2+262	286×3	286×3
11.8×3	11.8×3	11.8×3	11.8×3	11.8×3	11.8×3	11.8×3
19.05	19.05	19.05	19.05	19.05	19.05	19.05
28.58	28.58	28.58	34.92	34.92	34.92	34.92
34.92	34.92	41.27	41.27	41.27	41.27	41.27
-10 to 46	-10 to 46	-10 to 46	-10 to 46	-10 to 46	-10 to 46	-10 to 46
-20 to 21	-20 to 21	-20 to 21	-20 to 21	-20 to 21	-20 to 21	-20 to 21
-10 to 21	-10 to 21	-10 to 21	-10 to 21	-10 to 21	-10 to 21	-10 to 21

*1 Minimum connectable indoor unit number is 2.

*2 The noise value is the value when measured in an anechoic room.
When measured in the actual installed state, surrounding noise and reflections are received and the measured value is usually larger than the indicated value.



Comprehensive range of indoor units

The VR-II 3 Pipe VRF system can serve up to 64 indoor units with 50-150% connectable indoor unit capacity, providing simultaneous heating and cooling in different rooms within the building. There are 12 different types of indoor unit available with over 55 models ranging from 1.1 to 25kW.



Smart and user-friendly controller

There is a full range of easy-to-use controllers available for all systems, from wireless remote controls to a PC-based control software. The installation can also be linked to a building management system. The touch panel LCD wired controller has a large clear screen for ease of use and allows service engineers to interrogate indoor and outdoor units to diagnose the system.



•Specifications and design are subject to change without notice for further improvement.
 •Actual products' colours may be different from the colours shown in this printed material.

Distributed by :

FUJITSU GENERAL AIR CONDITIONING (UK) LTD
 Unit 150 Centennial Park, Centennial Avenue, Elstree, Herts. WD6 3SG
www.fujitsu-general.com/uk
 Tel: +44 (0)208 731 3450 Fax: +44 (0)208 731 3451
 Copyright© 2016 Fujitsu General Limited. All rights reserved. 3EFNP10-1510E