


## Toshiba Air Conditioning - RAV-GM Data Sheet

### RAV-GM561UT-E 4-Way Smart Cassette

#### Features

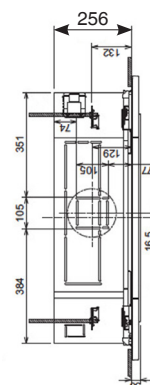
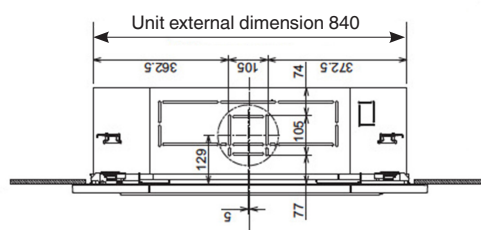
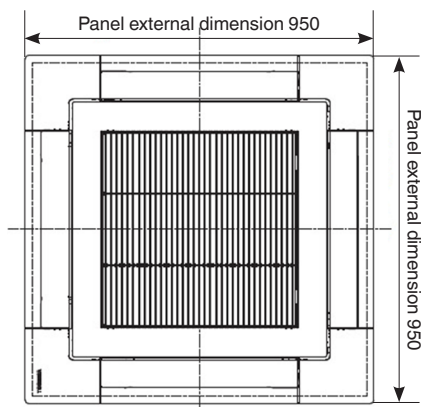
- New elegant flat panel design
- Perfect grid ceiling fitment
- High-efficiency heat exchanger with magic coil treatment
- Unique louvre design for strong or weak directional air diffusion
- 5-step air flow control



#### Technical Data

Model reference			RAV-GM561UT-E
Nominal	Cooling Capacity	kW	5.0
	Heating Capacity	kW	5.6
	EER/COP	W/W	3.29/3.48
UK	Cooling Total/Sensible	kW	4.8/4.0
	Heating	kW	3.55
Cooling EN14825	Range Min. - Max.	kW	1.2 - 5.6
	Power Input	kW	1.52
	Pdesign	kW	5.0
	SEER/Energy Efficiency Class		8.07 /A++
	Seasonal Energy Consumption	kWh/a	217
Heating EN14825	Range Min. - Max.	kW	0.9 - 7.4
	Power Input	kW	1.61
	Pdesign	kW	3.8
	SCOP/Energy Efficiency Class		5.01/A++
	Seasonal Energy Consumption	kWh/a	1061
Air Flow	High - Medium - Low	l/s	292 - 250 - 208
	High - Medium - Low	m³/h	1050 - 900 - 750
Sound	Pressure High - Medium - Low	dB(A)	32 - 29 - 26
	Power High - Medium - Low	dB(A)	48 - 45 - 43
Unit	Height x Width x Depth	mm	256 x 840 x 840
	Weight	kg	20
Panel	Height x Width x Depth	mm	30 x 950 x 950
	Weight RBC-U41PG(W)-E	kg	5
Pipe Connection	Flare Connections (gas - liquid)	inch	1/2 - 1/4
	Drain Pipe Connection OD/ID	mm	VP32/25
Remote Controller			RBC-AMT32E
Power Cable	Outdoor to Indoor		3 core + earth

#### Dimensional Drawings



Cool Designs Ltd

Raising the Standards in Air Conditioning Distribution

www.cdlweb.info

