

Toshiba Air Conditioning - RAV-GM Data Sheet

RAV-GM1101UT-E 4-Way Smart Cassette

Features

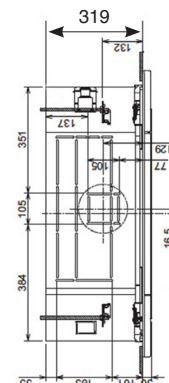
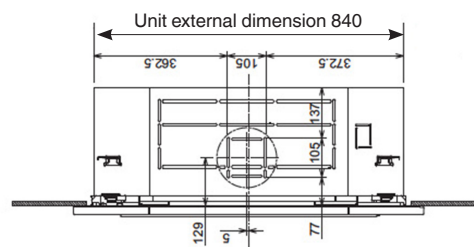
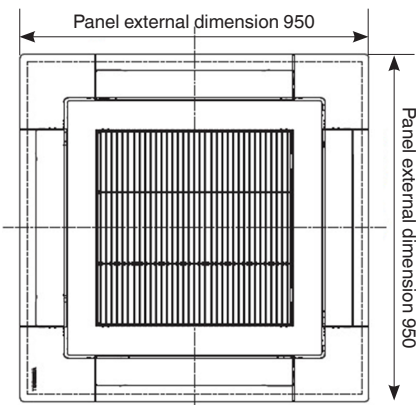
- New elegant flat panel design
- Perfect grid ceiling fitment
- High-efficiency heat exchanger with magic coil treatment
- Unique louvre design for strong or weak directional air diffusion
- 5-step air flow control



Technical Data

Model reference			RAV-GM1101UT-E
Nominal	Cooling Capacity	kW	10.0
	Heating Capacity	kW	11.2
	EER/COP	W/W	5.26/5.14
UK	Cooling Total/Sensible	kW	9.5/8.0
	Heating	kW	8.00
Cooling EN14825	Range Min. - Max.	kW	3.1 - 12.0
	Power Input	kW	1.90
	Pdesign	kW	10.0
	SEER/Energy Efficiency Class		8.80/A+++
	Seasonal Energy Consumption	kWh/a	398
Heating EN14825	Range Min. - Max.	kW	2.6 - 13.0
	Power Input	kW	2.18
	Pdesign	kW	9.2
	SCOP/Energy Efficiency Class		5.00/A++
	Seasonal Energy Consumption	kWh/a	2573
Air Flow	High - Medium - Low	l/s	625 - 458 - 292
	High - Medium - Low	m ³ /h	2250 - 1650 - 1050
Sound	Pressure High - Medium - Low	dB(A)	48 - 40 - 31
	Power High - Medium - Low	dB(A)	61 - 54 - 46
Unit	Height x Width x Depth	mm	319 x 840 x 840
	Weight	kg	25
Panel	Height x Width x Depth	mm	30 x 950 x 950
	Weight RBC-U41PG(W)-E	kg	5
Pipe Connection	Flare Connections (gas - liquid)	inch	5/8 - 3/8
	Drain Pipe Connection OD/ID	mm	VP32/25
Remote Controller			RBC-AMT32E
Power Cable	Outdoor to Indoor		3 core + earth

Dimensional Drawings



Cool Designs Ltd

Raising the Standards in Air Conditioning Distribution

www.cdlweb.info

